
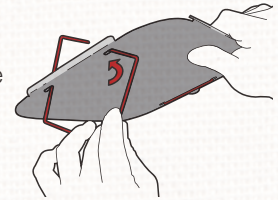


Step 1: IMPORTANT: Before use, carefully read these operating instructions and the safety guidelines on the back.

Remove the entire contents of the Mehrweggrill, fold out the two feet, and place the grill on a **a fire-resistant, flat surface.**



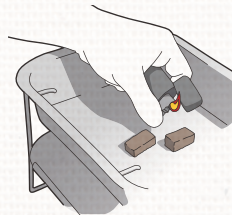
Step 2: Insert the two brackets through each of two holes in the cover. That way the cover serves to both protect the surface and to prevent it from collapsing.




Step 3: Only hook the cover with the inserted brackets into the grill's two side receptacles.

IMPORTANT: The **Cover protects** the surface and locks the grill legs so that they **cannot collapse unexpectedly.**

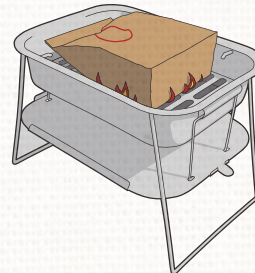
Step 4: Set up the Mehrweggrill on a **fire-resistant, flat surface.** Place the starter cubes in the middle and light them.




Step 5: Now insert the inner grate into the Mehrweg grill. **Be careful: the grill is hot.**



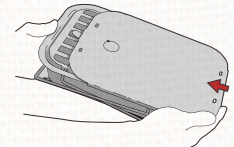
Step 6: Add a bag of charcoal (Taschenkohle), **then wait until the coal is smouldering completely** and is covered with a layer of ash. If you are using conventional coal, **do not exceed the maximum filling quantity of 160 grams.**



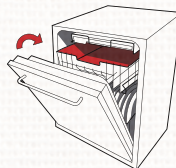
Step 7: Place the grill grate on the grill so that it clicks into the notches. The grill is now ready for barbecuing.



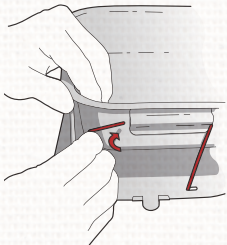
Step 8: After use, let the grill **cool down** and then safely dispose of the remaining charcoal. Alternatively, transport the cooled remaining charcoal using the Mehrweggrill and the closed cover.



Step 9: If necessary, you can clean the grill grate in the dishwasher.



Charcoal smoulders for a long time! After grilling, dispose of the remaining embers in a fireproof container with a cover or extinguish them with water.







MehrwegGRILL

Safety Guidelines



- ⚠ **CAUTION!** The grill must *not be used in closed rooms*. Failure to do so can result in smoke poisoning and death.
- ⚠ **CAUTION!** *Only use firelighters in accordance with EN 1860-3*. Never use *methylated spirit* or *petrol*. *Never spray* liquid lighting fluid on an open fire or on embers.
- ⚠ **CAUTION!** *Use a fireproof, level surface. Embers may fall out.*
- ⚠ **CAUTION!** This grill *gets very hot* and must not be moved while it is being used.
- ⚠ **CAUTION!** *Do not leave the grill unattended* while grilling. Keep children and animals away.
- ⚠ **CAUTION!** *Let the grill cool completely after use.*
- ⚠ **CAUTION!** Store the content dry up to a maximum of *45 degrees*. Keep away from *from ignition sources*.

The **Mehrweggrill** is especially focused on **sustainable** production, including the involvement of **social organisations** in stages of production. The grill's innovative design enables it to be used over and over again, anywhere.

Follow us on   **@schweizer_taschengrill** and share your barbecue moments with the hashtag **#mehrweggrill**

Do you have any **questions** oder **suggestions** about the Mehrweggrill?
We are looking forward to hearing from you.

Mehrweg GmbH, Industriestrasse 38, 9491 Ruggell

Swiss-style charcoal (Taschenkohle) can be reordered any time at **www.mehrweggrill.ch**.